



**Electrolux**  
PROFESSIONAL

**Modular Cooking Range Line  
thermaline 90 - 100 mm Closed  
base, 1 Side - H=450**

ITEM # \_\_\_\_\_

MODEL # \_\_\_\_\_

NAME # \_\_\_\_\_

SIS # \_\_\_\_\_

AIA # \_\_\_\_\_



589599 (MC3ACOA000) Closed Base, 100mm

### Short Form Specification

**Item No.** \_\_\_\_\_

100 mm wide closed base compartment. Internal frame for heavy duty sturdiness in stainless steel. Flat surface construction, easily cleanable.

IPX5 water resistant certification.

Configuration: One-side operated freestanding base.

### Main Features

- All major components may be easily accessed from the front.
- THERMODUL connection system creates a seamless work top when units are connected to each other thus avoiding soil penetrating vital components and facilitating the removal of units in case of replacement or service.
- Unit constructed according to DIN 18860\_2 with 70 mm recessed plinth.
- Closed base compartment to be installed below modular top units.

### Construction

- IPX5 water resistance certification.
- 2 mm top in 1.4301 (AISI 304).
- Flat surface construction with minimal hidden areas to easily clean all surfaces
- Internal frame for heavy duty sturdiness in stainless steel.

**APPROVAL:** \_\_\_\_\_



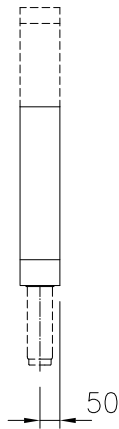
Experience the Excellence  
[www.electroluxprofessional.com](http://www.electroluxprofessional.com)



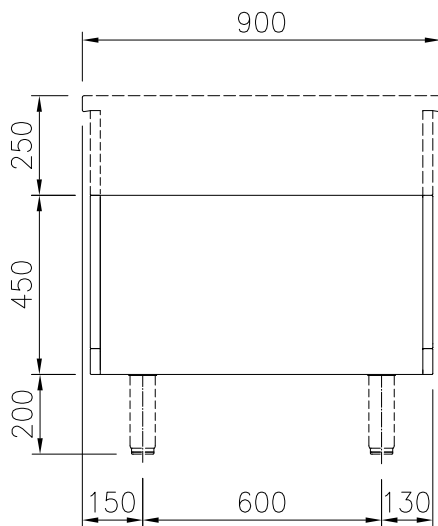
**Electrolux**  
PROFESSIONAL

**Modular Cooking Range Line  
thermaline 90 - 100 mm Closed  
base, 1 Side - H=450**

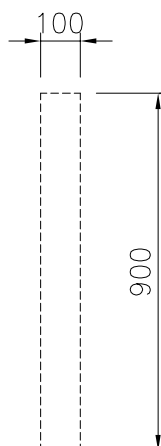
Front



Side



Top



**Key Information:**

External dimensions, Width:	
589599 (MC3ACOA000)	100 mm
External dimensions, Depth:	900 mm
External dimensions, Height:	450 mm
Net weight:	10 kg



**Modular Cooking Range Line  
thermaline 90 - 100 mm Closed base, 1 Side - H=450**

The company reserves the right to make modifications to the products without prior notice. All information correct at time of printing.

2025.12.12

### Optional Accessories

- Stainless steel side panel, 900x700mm, freestanding PNC 912512 ☐
- Stainless steel panel, 900x700mm, against wall, left side PNC 913101 ☐
- Stainless steel panel, 900x700mm, against wall, right side PNC 913105 ☐
- Back panel, 100x450mm, for bases one-side operated PNC 913160 ☐
- Stainless steel side panel, left, H=700 PNC 913222 ☐
- Stainless steel side panel, right, H=700 PNC 913223 ☐
- Side reinforced panel only in combination with side shelf, for freestanding units PNC 913260 ☐
- Side reinforced panel only in combination with side shelf, for against the wall installations, left PNC 913267 ☐
- Side reinforced panel only in combination with side shelf, for against the wall installations, right PNC 913269 ☐
- Side reinforced panel only in combination with side shelf, for back-to-back installations, left PNC 913275 ☐
- Side reinforced panel only in combination with side shelf, for back-to-back installation, right PNC 913276 ☐
- Stainless steel dividing panel, 900x700mm, (it should only be used between Electrolux Professional thermaline Modular 90 and thermaline C90) PNC 913672 ☐
- Stainless steel side panel, 900x700mm, flush-fitting (it should only be used against the wall, against a niche and in between Electrolux Professional thermaline and ProThermetic appliances and external appliances - provided that these have at least the same dimensions) PNC 913688 ☐